

# Parish of the Holy Eucharist Altar Server Corps

## Apprentice Manual

II





## Table of Contents

- Patrons of Apprentices – pg. 4
- Altar Server Prayer – pg. 5
- Expectations – pg. 6
- Ranks – pg. 7
- Mass schedule – pg. 10
- How to Serve Mass
  - Before Mass – pg. 12
  - Opening Procession – pg. 17
  - Opening Prayer – pg. 21
  - Preparing the Altar – pg. 24
  - Receiving the Gifts – pg. 26
  - Preparing the Chalice – pg. 28
  - Lavabo – pg. 31
  - Consecration – pg. 34
  - Communion – pg. 35
  - Ablutions – pg. 37
  - Closing Prayers – pg. 40
  - Closing Procession – pg. 42
  - After Mass – pg. 44
  - Serving for Fr. Peter Kaseta – pg. 45
- Quiz to Become a Journeyman – pg. 46

# Patrons of Apprentices

## St. Dominic Savio



Born into a peasant family at Riva, Italy, young Dominic joined Saint John Bosco as a student at the Oratory in Turin at the age of 12. He impressed Don Bosco with his desire to be a priest and to help him in his work with neglected boys. A peacemaker and an organizer, young Dominic founded a group he called the Company of the Immaculate Conception which, besides being devotional, aided John Bosco with the boys and with manual work. All the members save one, Dominic, would, in 1859, join Don Bosco in the beginnings of his Salesian congregation. By that time, Dominic had been called home to heaven.

As a youth, Dominic spent hours rapt in prayer. His raptures he called “my distractions.” Even in play, he said that at times, “It seems heaven is opening just above me. I am afraid I may say or do something that will make the other boys laugh.” Dominic would say, “I can’t do big things. But I want all I do, even the smallest thing, to be for the greater glory of God.”

Dominic’s health, always frail, led to lung problems and he was sent home to recuperate. As was the custom of the day, he was bled in the thought that this would help, but it only worsened his condition. He died on March 9, 1857, after receiving the Last Sacraments. Saint John Bosco himself wrote the account of his life.

Franciscan Media. “Saint Dominic Savio.” *Franciscan Media*, 1 Mar. 2023, [www.franciscanmedia.org/saint-of-the-day/saint-dominic-savio/](http://www.franciscanmedia.org/saint-of-the-day/saint-dominic-savio/).

## St. Kateri Tekakwitha



“The Lily of the Mohawks,” Kateri was born in 1656 in a village along the Mohawk River called Ossernenon, now known as Auriesville, New York. Her father was a Mohawk chief, her mother a Christian Algonquin raised among the French. When Kateri was 4, a smallpox epidemic claimed her parents and baby brother. She survived, but her face was disfigured and her vision impaired. She was raised by her anti-Christian uncle, who began to plan her marriage. But after meeting with Catholic priests, Kateri decided to be baptized.

Following her Baptism by a Jesuit missionary in 1676 at age 20, Kateri’s family and village ostracized and ridiculed her. She fled the next year to Canada, taking refuge at St. Francis Xavier Mission in the Mohawk Nation at Caughnawaga on the St. Lawrence River, about 10 miles from Montreal, and made her first Communion on Christmas in 1677.

Kateri astounded the Jesuits with her deep spirituality and her devotion to the Blessed Sacrament. She took a private vow of virginity and devoted herself to teaching prayers to the children and helping the sick and elderly of Caughnawaga. She died in 1680 at age 24. According to eyewitnesses, the scars on her face suddenly disappeared after her death.

Breig, James. “St. Kateri Tekakwitha: Princess of the Eucharist.” *Franciscan Media*, 27 Apr. 2023, [www.franciscanmedia.org/franciscan-spirit-blog/st-kateri-tekakwitha-princess-of-the-eucharist/](http://www.franciscanmedia.org/franciscan-spirit-blog/st-kateri-tekakwitha-princess-of-the-eucharist/).

## Altar Server Prayer Before Mass



*St. John Berchmans,  
Patron Saint of Altar Servers*

Oh Jesus, my King and Lord,  
by the grace of the heavenly Father  
and the power of the Holy Spirit,  
guide me in all righteousness  
as I serve You today at the Altar  
so I may be always worthy of Your presence.  
If I happen to make an error,  
may it be a lesson  
so my service will be perfect tomorrow.  
Jesus, I love you with all my heart.

Amen.

## Server Expectations

- Servers should arrive fifteen minutes before Mass. If they arrive less than ten minutes before Mass, the priest may ask them not to serve.
- Servers should be dressed up for Mass. No jeans or sneakers.
- Servers should sign in on arrival.
- Servers must bear in mind that they are at the service of Jesus Christ in their role. They should always act with reverence and be willing to assist the Mass in any way they can.
- Servers are expected to act respectfully to any adults and to one another. Failure to do so can result in loss of the privilege to serve.
- Servers should be quiet and attentive when in the sanctuary of the church. Talking should be reserved only for an urgent question or in the case of some emergency.
- Servers should not play with any of the sacred vessels. These are sacred objects and must be treated accordingly. Servers should also not play with the candles or the wax. Failure to handle these responsibly will result in a loss of privilege to use them.
- After Mass, servers should neatly hang up their cassock and surplice. The shoulders should sit evenly on the hanger. Other cassocks should be moved aside so that the cassock is neatly hanging rather than shoved in. Cassocks and surplice should never be balled up or left on the floor.

# Altar Server Ranks

*As altar servers grow in their skills, they also advance in rank and are trusted with greater responsibilities. Each rank is marked by a different colored cord on the crucifix the servers wear. When the server has served and recorded the requisite number of Masses, he/she may contact the server coordinator to meet and attempt the quiz for the next level. If they pass, they move on to the next rank.*

## Apprentice

After an initial training, every server will spend time as an apprentice. During this time, they will always be assigned with at least one more experienced server (someone at least at the level of journeyman). If a more experienced server is not available, the apprentice will not serve.

During this time, the apprentice should be studying and practicing the basics of serving.

*Color:* **Black**

*Minimum Masses served:* 0

*How to move to the next level:* The apprentice must demonstrate that he/she can serve by themselves. To do this, they need to pass a quiz in which they recite their cues during Mass.

*Training for Journeyman:* Once the quiz for apprentice is passed, the server will learn how to set the altar at the offertory.

## Journeyman

Having graduated from apprenticeship, the journeyman may on occasion be asked to serve alone. The journeyman will also be asked to set the altar at the offertory.

Color: **Green**

*Minimum Masses served: 10*

*How to move to the next level:* The journeyman needs to demonstrate knowledge of how roles divide amongst multiple servers (in order to be able to serve bigger Masses) and knowledge of the names and functions of the vessels and objects used in the Mass.

*Training for Sacristan:* Once the quiz for journeyman is passed, the server will learn where things are located in the sacristy and how to set the credence table.

## Sacristan

The sacristan will have a basic knowledge of what all linens and vessels are for in the Mass and where to find them in the sacristy. This is important should they need to find anything for priest before or during Mass.

Color: **Purple**

*Minimum Masses served: 30*

*How to pass to the next level:* To pass from sacristan to thurifer, the server must demonstrate knowledge of when the thurible is used and of how to set the Roman Missal.

*Training for Thurifer:* Once the quiz for sacristan is passed, the server will learn how to light a thurible, how to swing it, and when it is used. They will also practice leading the procession at the Gospel and the consecration.

### Thurifer

The thurifer will be the one responsible for incense at Mass. He/she will know the basics of how processions work (especially in bigger liturgies) and will also know how the prayers are chosen in the missal. Should the priest ask (or need) they should be able to set the missal.

*Color:* **Red**

*Minimum Masses served:* 60

*How to pass to the next level:* To pass from a thurifer to a Master of Ceremonies, the server must demonstrate knowledge of the ceremonials for Holy Thursday, Good Friday, the Easter Vigil, Exposition/Benediction, and Funerals such that they could direct and train other servers.

### Master of Ceremonies

The Master of Ceremonies is responsible for organizing and directing servers at larger Masses. The MC knows the ceremonials for special Masses, the roles needed, and can give cues for servers so they know when to do what.

*Color:* **Gold**

*Minimum Masses served:* 100

# POTHE Sunday Mass Schedule

## Saturday

4:00 PM Holy Martyrs

4:00 PM Sacred Heart

4:00 PM St. Gregory

## Sunday

8:00 AM Sacred Heart

8:30 AM Holy Martyrs

8:30 AM St. Gregory

9:30 AM St. Jude

10:30 AM Holy Martyrs

11:00 AM Sacred Heart

5:30 PM Holy Martyrs

## Special Masses

- Immaculate Conception – December 8<sup>th</sup>
- Christmas – December 24<sup>th</sup>/25<sup>th</sup>
- Mary Mother of God – January 1<sup>st</sup>
- Ash Wednesday - February 14<sup>th</sup>, 2024
- Palm Sunday – March 24<sup>th</sup>, 2024
  - Note: There is a blessing of palms that begins at the back of the church.

- Holy Thursday – March 28<sup>th</sup>, 2024
- Good Friday – March 29<sup>th</sup>, 2024
- Easter Vigil – March 30<sup>th</sup>, 2024
- Easter Sunday/Easter Season - March 31<sup>st</sup>, 2024
  - Note: There is a sprinkling rite at the beginning of Mass beginning on Easter Sunday through Pentecost.
- May Crowning Procession – first Sunday in May
- Ascension Thursday – May 9<sup>th</sup>, 2024
- Memorial Day Cemetery Mass – last Monday in May
- Corpus Christi Procession - June 2<sup>nd</sup>, 2024
- Adult and Teen Confirmation with the Bishop – TBD
- Confirmation and First Holy Communion with the Bishop – TBD
- Assumption – August 15<sup>th</sup>
- All Saints' Day – November 1<sup>st</sup>
- All Souls' Day – November 2<sup>nd</sup>


# How to Serve Mass

## Before Mass



Arrive fifteen minutes before Mass. Sign in at the sacristy (or where the cassocks are kept at Sacred Heart.)

Remember, if you are not at least ten minutes early to Mass, the priest may ask you not to serve.



Put on your **red** cassock. It helps to button the top button first.

N.B. The server here is wearing a **black** cassock. These are used in the Latin Mass.



Put a white surplice over the cassock.



Finally, put on your crucifix with the color cord that corresponds to your rank. (**Black** for apprentices, **green** for journeymen, etc.)



Next, light the candles. To use a lighter, first hold the black button firmly down with your thumb.




Next pull the trigger. You may have to try more than once. Once the lighter is lit, keep holding the button.



Use the lighter to light the wick on the candle snuffer.



Use the knob on the handle of the candle snuff to keep the wick from burning down (and the flame going out) or getting too long (and the flame getting too big.)



All the candles on and around the altar should be lit. If some candles are too high for you to reach, ask for help.



When the candles are lit, blow the wick out. Do not put the wick out by pulling it back into the tube. This eventually clogs the tube and makes the candle snuffer unusable.



If you need to replace the wick, push the button on the handle all the way up. You will see something that looks like the eye of a needle. Push the wick through the hole.



Make a J with the wick through the eye.



Pull the wick back down into the tube.



Use scissors to trim any extra wick that is still sticking out of the candle snuffer.



Ring the sanctuary bells five minutes before Mass begins to signal the start of the five minute silence.

At Sacred Heart Church, ring the tower bell in the vestry five minutes before Mass. Ask for help if you need.



Say the server prayer before Mass with the other servers (and sometimes the priest.)

## Procession

Cross

Candles

Sometimes Thurifer and Boat Bearer



Line up quietly at the back of the church. In most cases, the cross goes first, followed by the candles. If there is incense, the thurifer goes before the cross.

The cross bearer should wait until the second verse of the opening hymn before beginning the procession.



The cross bearer should hold the cross with hands spread apart.



Server should process slowly. When walking down the middle aisle, there should be about three pews of space between you and the person in front of you. Candle bearers should stay side by side.



On reaching the altar, the cross bearer does not reverence the altar because he/she is carrying an image of Our Lord.



The cross bearer goes immediately to put the cross away.



Candle bearers will approach the front of the altar, lining up with the corners.



Candle bearers will genuflect at the same time.



At Holy Martyrs, candle bearers will immediately walk to the right to put their candles next to the cross.

At Sacred Heart, they will go to the left to put their candles next to the statue of Our Lady.



At St. Gregory and St. Jude, the candle bearers will bring their candles to the altar. Candle bearers should stand on either side of the altar facing inward and place their candles on or around the altar at the same time before going to their seats.



If you are not carrying anything in the procession, keep your hands folded, genuflect when you reach the front of the altar, and then go to your seat.

## Opening Prayer (Collect)

### Book Bearer



The book bearer should pick up the book of the chair (officially titled “Excerpts from the Roman Missal”). Holding the spine of the book in one hand, the book bearer can use the other hand to find the ribbon closest to the front of the book.



Open the book to that place, making sure not to let the ribbon fall out.



Hold the book with your fingers on the bottom of the book so that when you open it, you will open to the correct place for the priest.



You will hear “Glory to God in the highest” sung or recited. When they get to the “Amen” at the end, bring the book to the priest. If the Glory to God in the Highest is not said (in Advent and Lent) bring the book to the priest at the last “Kyrie Eleison.” The goal is to get the book to the priest before he says, “Let us pray.”



Stand directly in front of the priest, facing his chair. The priest will turn to the people to say, “Let us pray,” and then read the prayer (called a collect) from the book.



A taller server or an adult may hold the book of the chair to the side for the priest to read.



At the end of the prayer, the priest will bring his hands together and say, "Through Our Lord Jesus Christ your Son..." Wait until you hear the people say "Amen" and then bring the book back to your seat.

## Preparing the Altar

### Credence Server 1 Book Bearer



At most Masses, the servers have no special duties at Mass until after the General Intercessions (“Lord hear our prayer...”) When the offertory hymn begins or you see the ushers begin to take up the collection, credence server 1 should take the chalice stack to the altar. If the credence server is a journeyman, he/she should set the altar. If he/she is only an apprentice, the credence server should either hand the chalice stack to the priest or set it on the altar.



If there is a side chalice on the credence table, that should be brought to the altar next. Be careful, as the chalice will be full.

If there are any ciboria on the credence table with hosts in them, those should be brought to the altar. Empty ciboria will be brought to the altar at the Lamb of God before communion.



Once the altar is set, the book bearer should bring the missal stand with the missal on it to the altar. To carry the stand, the book bearer should hold either side of the stand with the missal facing towards them.



The booker bearer should set the missal on the left side of the altar, angled so that the priest can easily see it when at the altar.

## Receiving the Gifts

Credence Server 1

Credence Server 2



Both servers will have returned to their seats. When the priest begins to go down the steps of the altar to receive the gifts, the two credence servers should stand on either side of him. The priest will receive the gifts and hand the ciborium to one server and the wine cruet to the other.



The server who receives the ciborium should go to the altar and place the ciborium on the altar next to (but not on) the corporal. The server should then go to the credence table to get the water cruet.



The server who receives the wine cruet should bring the wine cruet to the credence table.



The server should take the top off the wine cruet and the water cruet. The server will be ready with the wine cruet and wait for the other server to get the water cruet.

## Preparing the Chalice

Credence Server 1

Credence Server 2



Both servers should hold their respective cruet with the handles facing out so that the priest can easily grab the handle. Hold the cruet at the bottom with your right hand and keep your left hand over your heart.



The servers should approach the priest together. Walk up to the side of the altar but not past it. The priest will take the wine cruet first.



After the server has handed the wine cruet to the priest, he/she should wait with their hands folded.



When the priest hands back the wine cruet, the server should hold the cruet by the bottom with their left hand and keep their right hand over their heart.



The same procedures now apply to the server with the water cruet. The server with the wine cruet should wait while other server waits for the water cruet to be returned.



Once the water cruet is returned, both servers will bow to the priest and go back to the credence table.

## The Lavabo

Credence Server 1

Credence Server 2




The two servers return to the credence table.

The server with the water cruet additionally picks up the lavabo bowl.

The server with the wine cruet puts down the wine cruet and picks up the finger towel.



The server with the water cruet will hold the water cruet by the handle and the lavabo bowl in their left hand.



The server who had the wine cruet will hold the finger towel by the corners.



If there is only one server, the server should drape the finger towel over the arm that is holding the lavabo bowl, then pick up the water cruet.



The servers will approach the side of the altar together.



The servers will wait at the side of the altar for the priest. They should come right up to the edge of the altar but not beyond it.



When the priest turns to them, he will put his hands over the bowl. The server with the water cruet should pour a slow but steady stream over water over the priest's hands.



The priest will give a signal when the server should stop pouring. Some will move their hands; some will say, "That's enough." Fr. Cartwright will make a circle with his fingers.



The priest will take the finger towel and dry his hands.



Once the priest has handed back to the finger towel, both servers should bow, return the lavabo bowl, finger towel and cruet to the credence table and then go back to their seats.

## Consecration

### Bell Ringer



After the “Holy, Holy, Holy” (also called the *Sanctus*) the servers should kneel. The bell ringer should hold the bells at their side, kneeling upright. The bells will be off the ground, but kept still until they need to be rung.



When the priest puts his hands over the gifts, ring the bells once. The priest may either say, “Be pleased, O God, we pray,” or “Send forth your Holy Spirit on them like the dew fall.” Regardless of which prayer the priest chooses, ring the bell once when puts his hands over the gifts.



Ring the bells three times when the priest raises the host. Leave a short pause between each ring.



Ring the bells three times when the priest raises the chalice. Leave a short pause between each ring.

## Communion

### Credence Server 1 Bell Ringer



When the Lamb of God (also known as the *Agnus Dei*) is sung, credence server 1 should bring any extra ciboria from the credence table to the altar.



When the priest opens the tabernacle door, all servers should genuflect.



The servers will kneel when the congregations kneels after the Lamb of God. When the priest receives from the chalice, the bell ringer should ring the bell once.



At Holy Martyrs and St. Gregory the Great, simply stay at your place to receive communion. The priest will come to you. Once all the servers have received communion, return to your seats.

At Sacred Heart and St. Jude, once the bell is rung the servers should approach the altar to receive Communion. Once all the servers have received communion, return to your seats.

## Ablutions

Credence Server 1

Credence Server 2

Book Bearer



When the priest returns to the altar, credence server 1 should go to the tabernacle and take the top off the water cruet. He/she should hold it by the handle, ready to bring to the altar to pour into the chalice or ciborium.



When the priest opens the tabernacle door, genuflect with the priest. Then approach the side of the altar with the water cruet.




The priest will hold out either the chalice or the ciborium. If he holds his fingers over the chalice, pour water over his fingers. If he just holds out the chalice or ciborium, simply pour water into it until he indicates to stop.



The priest will signal to stop pouring either by lowering the chalice, saying, "That's enough," or making a circle with his fingers.



As the priest purifies vessels, he will set them on the side the altar closest to the servers. When he does so, either credence server can bring those vessels back to the credence table.



When the priest has begun purifying the chalice, the book bearer can bring the missal stand from the altar back to the credence table.



If the server is an apprentice, the priest will restack the chalice. Once that is set to the side of the altar, the server can take the chalice stack back to the credence table. Be sure to hold the chalice by the neck with one hand and keep the other hand on top to keep the paten from falling off. See instructions on how to reset the chalice stack for those who have reached the level of journeyman.

## Closing Prayers

### Book Bearer



The priest will go back to his chair and sit down to pray for a moment. The book bearer should have the book of the chair in his hands, ready to bring to the priest. He will open it to the same place he did at the beginning of Mass (ribbon closest to the front of the book.)



When the priest stands up, the book bearer should bring the book of the chair to him, holding it in the same way as at the beginning of Mass, with his fingers holding the pages at the bottom of the book.

The book bearer will stand directly in front of the priest as before.



Once the priest finishes the prayer and congregation says, "Amen" he may put his hand on the book. If he does so, the book bearer should stand in the same place through the announcements. The priest will need the book held for the final blessing. If he does not, simply bring the book back to the credence table when the congregation says, "Amen."



If the priest has put his hand on the book, then the book bearer will hold the book for the final blessing. Wait for three amens from the congregation before bringing the book back to the credence table.

The priest will usually give a nod to confirm that it's time to bring the book back.

## Closing Procession

Cross  
Candles  
Credence Server 1



As soon as the music begins for the closing hymn, the servers should go to get the cross and candles. At Holy Martyrs and St. Jude, they will go to the middle aisle immediately. At Sacred Heart and St. Gregory, they will go to the middle aisle when the priest reverences the altar.



The cross will go three pews into the middle aisle and then turn around facing the altar. The candles will stand in front of him, side by side. Servers not holding anything will stand in front of the candles.



When the priest descends the altar and genuflects (or bows), all the servers except the cross bearer will genuflect with him.



Once they have revered the altar, the servers and priest will process to the back of the church.



When the cross bearer reaches the back of the church, he should turn around with the candles facing in on either side of him. At Holy Martyrs, this will be done in the narthex.

The priest will bow to the cross and say, "Prosit." The servers will reply, "Pro omnibus et singulis." This means, "Let it be for all and for one."



The servers will then go down on one knee and credence server 1 will say, "Your blessing, Father." The priest will say, "May Almighty God bless you in the Name of the Father, and of the Son, and of the Holy Spirit." The servers should make the sign of the cross as he gives the blessing.

## After Mass



Servers should wait at the back of the church until most people have left the church before putting the cross and candles away. If someone compliments you on a job well done, thank them for saying so.

Once foot traffic has cleared, put back the cross and candles. One server should then go and extinguish the candles



When using the candle snuffer to put out the candles, be careful not to smash the wicks. Bring the bell over the candles gently and hold it there until you see smoke coming up from under the bell.



Be sure to hang up your cassock and surplice neatly. Cassocks should be placed neatly on the hanger and buttoned at the top. Cassocks and surplices should always be hung up and never thrown on the floor or rolled up in a ball.

## How to Serve for Fr. Peter Kaseta

Different priests will sometimes ask different things from the altar servers. The server should always remember that their job is to assist the priest, even if the priest does things differently. The instructions in this book will closely match Fr. Cartwright and Fr. Marquis, but there are a few differences when serving for Fr. Kaseta. You can recognize Fr. Kaseta by the fact that he has a long brown hood and frequently carries a cane.



- When serving for Fr. Kaseta, the missal will already be on the altar before Mass and Fr. Kaseta will say the prayers from there. This means the book bearer does not need to bring the book to him or bring the missal to and from the altar.
- Fr. Kaseta does not use a chalice veil or burse. When bringing the chalice stack to the altar, the chalice will have a purificator, paten and pall on top of it, but no veil over the top.
- In place of genuflecting, Fr. Kaseta will bow.
- Fr. Kaseta does not say the Latin prayer, "*Prosit*" at the end of Mass.
- Pro tip: at the consecration, ring the bell once when Fr. Kaseta raises the host or chalice, once when he places it on the altar, and once when he bows.

# Quiz to Pass from Apprentice to Journeyman

*The following are things you will need to learn in order to pass from being an apprentice to a journeyman.*

## Altar Server Cues For One Server

*Servers are required to learn these by heart in order to become a journeyman. While it looks like a lot, just serving at Mass will help the server to learn these.*

Cue	What to Do
1. It's five minutes before Mass begins.	1. Ring the sanctuary bells for the five-minute silence.
2. The second verse of the opening hymn starts.	2. Begin carrying the cross down the center aisle.
3. The end of Glory to God in the Highest is sung ("In the glory of God the Father. Amen.") In Lent: The last "Kyrie Eleison" is sung.	3. Bring the Book of the Chair to the priest.

4. The Intercessions finish (“Let us pray to the Lord,” “Lord hear our prayer.”)	4. Bring the chalice stack to the altar. Then bring the Missal (the book on the stand) to the altar.
5. When the priest walks down the steps of the altar.	5. Go with the priest and stand next to him to receive the gifts.
6. The priest hands you the ciborium and the wine cruet.	6. Bring the ciborium to the altar. Then go to the credence table and bring the water and wine cruets to the priest.
7. The priest hands you back both the water and the wine cruet after pouring them in the chalice.	7. Bring the cruets back to the credence table. Bring the finger towel, lavabo bowl and water cruet to the priest.
8. The priest holds his hands over the lavabo bowl.	8. Pour water over his hands.

9. The priest lowers his hands, says “Stop” or make a circle with his fingers.	9. Stop pouring water and let him take the finger towel to dry his hands. Then go back to your place.
10. The priest places his palms down over the gifts.	10. Ring the bells once.
11. The priest raises the host.	11. Ring the bells three times.
12. The priest raises the chalice.	12. Ring the bells three times.
13. The Lamb of God (Agnus Dei) is sung.	13. Genuflect when the priest opens the tabernacle. Then bring any extra ciboria to the altar.
14. The priest receives from the chalice.	14. Ring the bell once. At Sacred Heart: move from the kneeler and line up in front of the priest’s chair to receive communion. If you are not receiving communion, remain at your seat.

15. The priest returns from distributing communion and places Our Lord back in the tabernacle.	15. Genuflect when the priest opens the tabernacle. Bring the water cruet to the altar.
16. The priest holds out the chalice or ciborium to you.	16. Pour water in the chalice or ciborium.
17. The priest sets vessels to the side of the altar.	17. Bring those vessels back to the credence table.
18. The priest begins purifying the chalice.	18. Bring the missal and stand back to the credence table.
19. The priest resets the chalice stack.	19. Bring the chalice stack back to the altar.
20. The priest stands up from his chair after communion.	20. Bring the Book of the Chair to him.
21. The closing hymn begins. At Sacred Heart: the closing hymn begins and the priest walks toward the altar.	21. Bring the cross to the center aisle and turn around.

22. The priest walks down the steps of the altar and then bows or genuflects.	22. Begin processing to the back of the church.
23. You reach the back of the church at the end of Mass.	23. Turn around still holding the cross.
24. The priest bows to the cross and says, " <i>Prosit.</i> "	24. Respond, " <i>Pro omnibus et singulis.</i> "

### Finding Your Way Around the Church

*To pass from apprentice to journeyman, the server will need to be able to identify the names of each of these places in the church.*

Altar

Tabernacle

Sanctuary

Sacristy

Credence table

Narthex

Ambo